

# Vanity

180° fixed light

## Light fixture description

Wall light fixture. Transprent ribbed borosilicate glass. Satin bronze galvanized aluminum. LED light with opal white diffuser on satin bronze galvanized aluminum structure located inside the glass. Remote controller and power supply.

180° fixed light version - valid for left and right use.

## Lighting fixture description

|                            |  |
|----------------------------|--|
| Reference code             | C17AL-0010-D10R00  |
| Degree of protection IP/IK | IP44   |
| Mounting type              | wall lamp  |
| Color / finish             | Transprent ribbed borosilicate glass. Satin bronze galvanized aluminum. Opal white acrylic diffuser. |
| Physical dimensions        | l.70 x p.82 x o.h.610 mm - 3 kg net, without remote power supply unit and controller                 |
| Plug                       | 4 Pin plug lamp to wire extension, included; 5m wire extension included                              |
| Notes                      | maximum distance allowed for remote driver and power supply unit: 5m                                 |



## Light source

|                       |                                    |
|-----------------------|------------------------------------|
| Wattage               | 20W (2 x 10W)                      |
| Lumen                 | 2800lm                             |
| Color Temperature (K) | 2700 CRI93                         |
| Voltage               | 24V - 220-240V remote power supply |

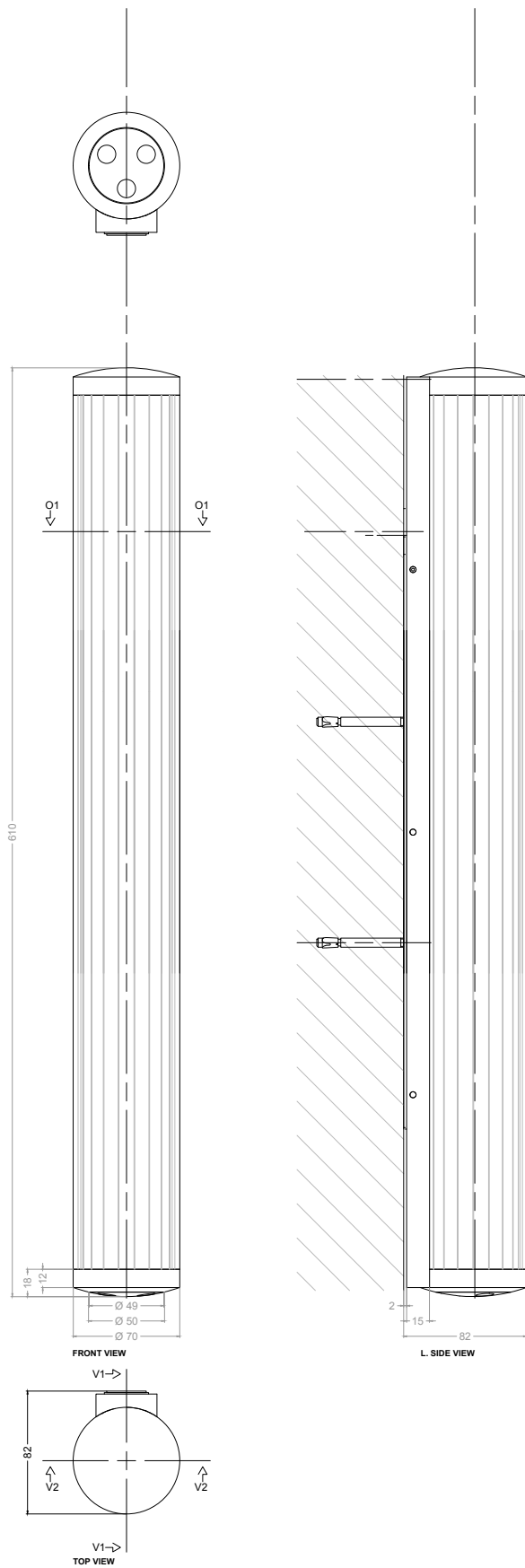
## Control gear / Ballast / Transformer

|                       |                                |
|-----------------------|--------------------------------|
| Manufacturer          | ELDOLED & Meanwell             |
| Type                  | DALI controller & Power supply |
| Reference             | LINEARdrive 210/D & LRS-75-24  |
| Voltage / frequency   | 12-28V max 8A & 24V / 50-60Hz  |
| Wattage               | 200W DALI controller & 75W PSU |
| Dimming / addressable | DALI                           |
| Other                 | -                              |

# Vanity

180° fixed light

## Dimensions



180° fixed light version - valid for left and right use.

Metal finish options




ANTIQUÉ BRONZE  
Available: • Glossy • Matt




ANTIQUÉ BRASS  
Available: • Glossy • Matt



GOLD 24KT PLATED  
Available: • Polished • Satin



ROSE GOLD PLATED  
Available: • Polished • Satin




COPPER  
Available: • Polished • Satin




BRASS  
Available: • Polished • Satin



BLACK NICKEL PLATED  
Available: • Polished • Satin



CHROME PLATED  
Available: • Polished • Satin



NICKEL PLATED  
Available: • Polished • Satin



STAINLESS STEEL  
Available: • Polished • Satin



Colour  
is our nature

## 8A DMX/DALI Full-Colour Dimmable LED Drivers

### Input characteristics

|                  |                                     |
|------------------|-------------------------------------|
| Input voltage DC | 12-28V                              |
| Input current    | 8A max, irrespective of PSU voltage |

### Output characteristics

|                    |  |
|--------------------|--|
| LED output load    | 8A max, irrespective of whether using one or both LED outputs  |
| LED output voltage | 12V - 28V  |
| LED outputs        | 2 (UL Class 2)   |
| AUX output voltage | equal to input voltage   |
| AUX output current | 180mA @ 12V<br>90mA @ 24V  |
| AUX output power   | 2W   |
| Circuit protection | To prevent excessive output current from damaging the LED driver, it is highly recommended to use circuit protection appropriate for your application's nominal and inrush current requirements in combination with an OVP, OVC short circuit protected AC/DC adapter. |

### Control characteristics

|                    |   |
|--------------------|---|
| Control channels   | 1 (210D/211D/212D)<br>2 (220D/222D)   |
| Dimming protocol   | DMX, DALI or 0-10V  |
| Dimming range      | 100%-0%   |
| Dimming method     | HydraDrive  |
| Dimming curve      | linear or logarithmic (LIN211D)   |
| 0-10V isolation    | to Line voltage input: 1500V (LIN211D)<br>to LED output: 3750V (LIN211D)<br>n.a. (210D, 212D, 220D, 222D) |
| 0-10V current draw | 0.6mA typically, 2mA max (211D)<br>n.a. (210D, 212D, 220D, 222D)  |

### Product offering



**LINEARdrive 210D** P/N: **LIN210D1**  
LINEARdrive DC, 8A, 12-24VDC, DALI, 1 ballast, 2x LED outputs, constant voltage, plastic long

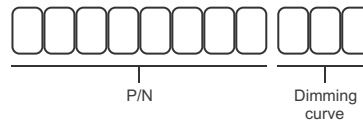
**LINEARdrive 220D** P/N: **LIN220D1**  
LINEARdrive DC, 8A, 12-24VDC, DALI, 2 ballasts, 2x LED outputs, constant voltage, plastic long

**LINEARdrive 211D** P/N: **LIN211D1**  
LINEARdrive DC, 8A, 12-24VDC, 0-10V, 1 control channel, 2x LED outputs, constant voltage, plastic long

**LINEARdrive 212D** P/N: **LIN212D1**  
LINEARdrive DC, 8A, 12-24VDC, DMX, 1 control channel, 2x LED outputs, constant voltage, plastic long

**LINEARdrive 222D** P/N: **LIN222D1**  
LINEARdrive DC, 8A, 12-24VDC, DMX, 2 control channels, 2x LED outputs, constant voltage, plastic long

### Order number configuration




P/N: for LED driver part number, see 'Product offering' above.

Dimming curve: enter "LIN" for linear or "LOG" for logarithmic dimming curve. Applies to LIN211D1 only.

## Dimensions, weight and packaging

### LINEARdrive 200 series

|                  |                                |
|------------------|--------------------------------|
| LxWxH            | 153x50x23mm / 6.02x1.97x0.91in |
| Weight           | 120 g / 4.2 oz                 |
| Items per carton | 12 pcs                         |



## Standards and certifications

### Standards compliance

|                          |   |
|--------------------------|---|
| EN                       | 61347<br>LIN210D/LIN220D: 62386-101/102/207 |
| RoHS                     | RoHS2                                       |
| UL, Recognized Component | UL 1310, UL 8750 (Class 2 output)           |

### Certifications




## Wiring Specifications

|                   |                                   |
|-------------------|-----------------------------------|
| Wire type         | AWG 24-16, 0.2-1.5mm <sup>2</sup> |
| Wire strip length | 9mm / 0.35in                      |

## Wiring diagrams

### LINEARdrive 210D, 220D



### LINEARdrive 211D



### LINEARdrive 212D, 222D



## Thermal specification

|                                |                                       |
|--------------------------------|---------------------------------------|
| T <sub>a</sub> operating range | -20 °C ... +50 °C / -4 °F ... +122 °F |
| T <sub>c</sub> max             | 65 °C / 149 °F                        |



### ■ Features

- Universal AC input / Full range
- Withstand 300VAC surge input for 5 second
- No load power consumption < 0.3W
- Miniature size and 1U low profile
- High operating temperature up to 70°C
- Protections: Short circuit / Overload / Over voltage
- Cooling by free air convection
- Compliance to IEC/EN 60335-1 (PD3) and IEC/EN61558-1, -2-16 for household appliances
- Operating altitude up to 5000 meters (Note.7)
- Withstand 5G vibration test
- High efficiency, long life and high reliability
- LED indicator for power on
- Over voltage category III
- 100% full load burn-in test
- 3 years warranty

### ■ Applications

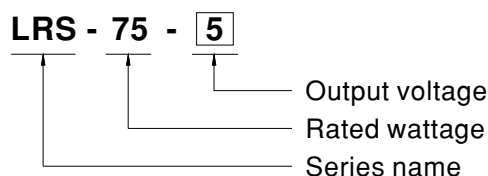
- Industrial automation machinery
- Industrial control system
- Mechanical and electrical equipment
- Electronic instruments, equipments or apparatus
- Household appliances

### ■ Description

LRS-75 series is a 75W single-output enclosed type power supply with 30mm of low profile design. Adopting the full range 85~264VAC input, the entire series provides an output voltage line of 5V, 12V, 15V, 24V, 36V and 48V.

In addition to the high efficiency up to 91.5%, the design of metallic mesh case enhances the heat dissipation of LRS-75 that the whole series operates from -30°C through 70°C under air convection without a fan. Delivering an extremely low no load power consumption (less than 0.3W), it allows the end system to easily meet the worldwide energy requirement. LRS-75 has the complete protection functions and 5G anti-vibration capability; it is complied with the international safety regulations such as TUV EN60950-1, EN60335-1, EN61558-1/-2-16, UL60950-1 and GB4943. LRS-75 series serves as a high price-to-performance power supply solution for various industrial applications.

### ■ Model Encoding



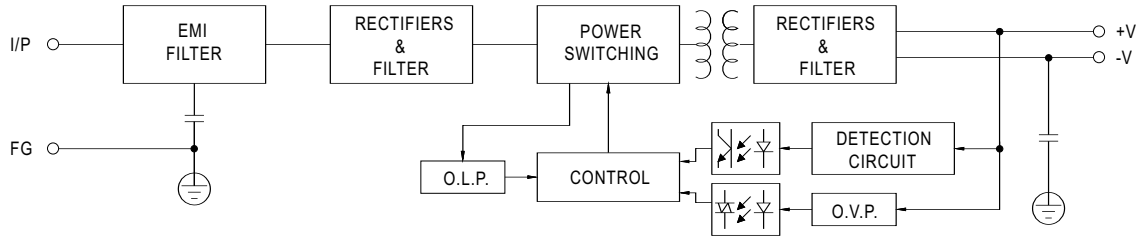


**SPECIFICATION**

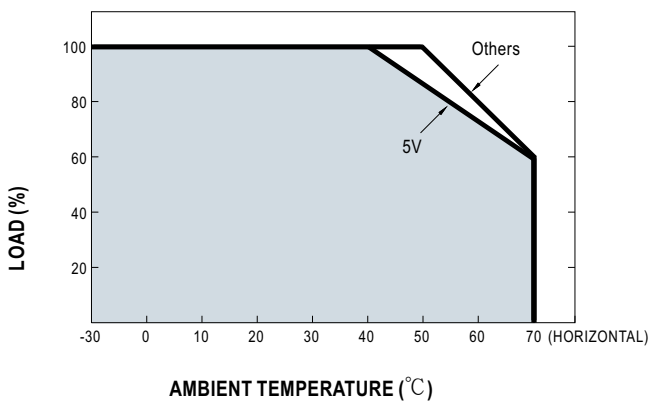
| MODEL                 |   | LRS-75-5   | LRS-75-12    | LRS-75-15      | LRS-75-24    | LRS-75-36    | LRS-75-48    |
|-----------------------|---|--|--------------|----------------|--------------|--------------|--------------|
| OUTPUT                | DC VOLTAGE                              | 5V   | 12V          | 15V            | 24V          | 36V          | 48V          |
|                       | RATED CURRENT                           | 14A  | 6A           | 5A             | 3.2A         | 2.1A         | 1.6A         |
|                       | CURRENT RANGE                           | 0 ~ 14A  | 0 ~ 6A       | 0 ~ 5A         | 0 ~ 3.2A     | 0 ~ 2.1A     | 0 ~ 1.6A     |
|                       | RATED POWER                             | 70W  | 72W          | 75W            | 76.8W        | 75.6W        | 76.8W        |
|                       | RIPPLE & NOISE (max.) Note.2            | 100mVp-p   | 120mVp-p     | 120mVp-p       | 150mVp-p     | 200mVp-p     | 200mVp-p     |
|                       | VOLTAGE ADJ. RANGE                      | 4.5 ~ 5.5V   | 10.2 ~ 13.8V | 13.5 ~ 18V     | 21.6 ~ 28.8V | 32.4 ~ 39.6V | 43.2 ~ 52.8V |
|                       | VOLTAGE TOLERANCE Note.3                | ±2.0%  | ±1.0%        | ±1.0%          | ±1.0%        | ±1.0%        | ±1.0%        |
|                       | LINE REGULATION Note.4                  | ±0.5%  | ±0.5%        | ±0.5%          | ±0.5%        | ±0.5%        | ±0.5%        |
|                       | LOAD REGULATION Note.5                  | ±1.0%  | ±0.5%        | ±0.5%          | ±0.5%        | ±0.5%        | ±0.5%        |
|                       | SETUP, RISE TIME                        | 500ms, 30ms/230VAC      500ms,30ms/115VAC at full load   |              |                |              |              |              |
| HOLD UP TIME (Typ.)   | 60ms/230VAC    12ms/115VAC at full load |  |              |                |              |              |              |
| INPUT                 | VOLTAGE RANGE                           | 85 ~ 264VAC    120 ~ 373VDC  |              |                |              |              |              |
|                       | FREQUENCY RANGE                         | 47 ~ 63Hz  |              |                |              |              |              |
|                       | EFFICIENCY (Typ.)                       | 86.5%  | 89%          | 89%            | 90%          | 91.5%        | 91.5%        |
|                       | AC CURRENT (Typ.)                       | 1.4A/115VAC    0.85A/230VAC  |              |                |              |              |              |
|                       | INRUSH CURRENT (Typ.)                   | COLD START 65A/230VAC  |              |                |              |              |              |
|                       | LEAKAGE CURRENT                         | <0.75mA / 240VAC   |              |                |              |              |              |
| PROTECTION            | OVER LOAD                               | 110 ~ 150% rated output power<br>Protection type : Hiccup mode, recovers automatically after fault condition is removed  |              |                |              |              |              |
|                       | OVER VOLTAGE                            | 5.75 ~ 6.75V   | 13.8 ~ 16.2V | 18.75 ~ 21.75V | 28.8 ~ 33.6V | 41.4 ~ 48.6V | 55.2 ~ 64.8V |
| ENVIRONMENT           | WORKING TEMP.                           | -30 ~ +70°C (Refer to "Derating Curve")  |              |                |              |              |              |
|                       | WORKING HUMIDITY                        | 20 ~ 90% RH non-condensing   |              |                |              |              |              |
|                       | STORAGE TEMP., HUMIDITY                 | -40 ~ +85°C, 10 ~ 95% RH non-condensing  |              |                |              |              |              |
|                       | TEMP. COEFFICIENT                       | ±0.03%/°C (0 ~ 50°C)   |              |                |              |              |              |
|                       | VIBRATION                               | 10 ~ 500Hz, 5G 10min./1cycle, 60min. each along X, Y, Z axes   |              |                |              |              |              |
|                       | OVER VOLTAGE CATEGORY                   | III, Compliance to EN61558, EN50178, altitude up to 2000 meters  |              |                |              |              |              |
| SAFETY & EMC (Note 8) | SAFETY STANDARDS                        | UL60950-1, TUV EN60950-1, EN60335-1, EN61558-1/-2-16, CCC GB4943 approved  |              |                |              |              |              |
|                       | WITHSTAND VOLTAGE                       | I/P-O/P:3.75KVAC    I/P-FG:2KVAC    O/P-FG:1.25KVAC  |              |                |              |              |              |
|                       | ISOLATION RESISTANCE                    | I/P-O/P, I/P-FG, O/P-FG:100M Ohms/500VDC / 25°C / 70% RH   |              |                |              |              |              |
|                       | EMC EMISSION                            | Compliance to EN55032 (CISPR32), GB9254 Class B, EN55014, EN61000-3-2,-3   |              |                |              |              |              |
| OTHERS                | EMC IMMUNITY                            | Compliance to EN61000-4-2,3,4,5,6,8,11, EN61000-6-2 (EN50082-2), heavy industry level, criteria A  |              |                |              |              |              |
|                       | MTBF                                    | 681.2K hrs min.    MIL-HDBK-217F (25°C)  |              |                |              |              |              |
|                       | DIMENSION                               | 99*97*30mm (L*W*H)   |              |                |              |              |              |
| NOTE                  | PACKING                                 | 0.25Kg ; 45pcs/ 12.25Kg/ 0.77CUFT  |              |                |              |              |              |
|                       | NOTE                                    | <p>1. All parameters NOT specially mentioned are measured at 230VAC input, rated load and 25°C of ambient temperature.</p> <p>2. Ripple &amp; noise are measured at 20MHz of bandwidth by using a 12" twisted pair-wire terminated with a 0.1uf &amp; 47uf parallel capacitor.</p> <p>3. Tolerance : includes set up tolerance, line regulation and load regulation.</p> <p>4. Line regulation is measured from low line to high line at rated load.</p> <p>5. Load regulation is measured from 0% to 100% rated load.</p> <p>6. Length of set up time is measured at cold first start. Turning ON/OFF the power supply very quickly may lead to increase of the set up time.</p> <p>7. The ambient temperature derating of 5°C/1000m is needed for operating altitude greater than 2000m(6500ft).</p> <p>8. The power supply is considered a component which will be installed into a final equipment. All the EMC tests are been executed by mounting the unit on a 360mm*360mm metal plate with 1mm of thickness. The final equipment must be re-confirmed that it still meets EMC directives. For guidance on how to perform these EMC tests, please refer to "EMI testing of component power supplies." (as available on <a href="http://www.meanwell.com">http://www.meanwell.com</a>)</p> |              |                |              |              |              |

■ **Block Diagram**

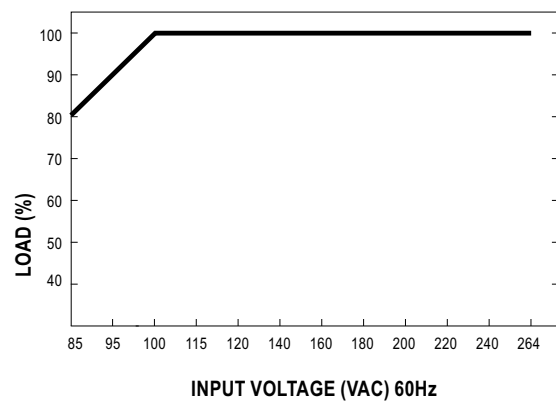
fosc : 65KHz



■ **Derating Curve**



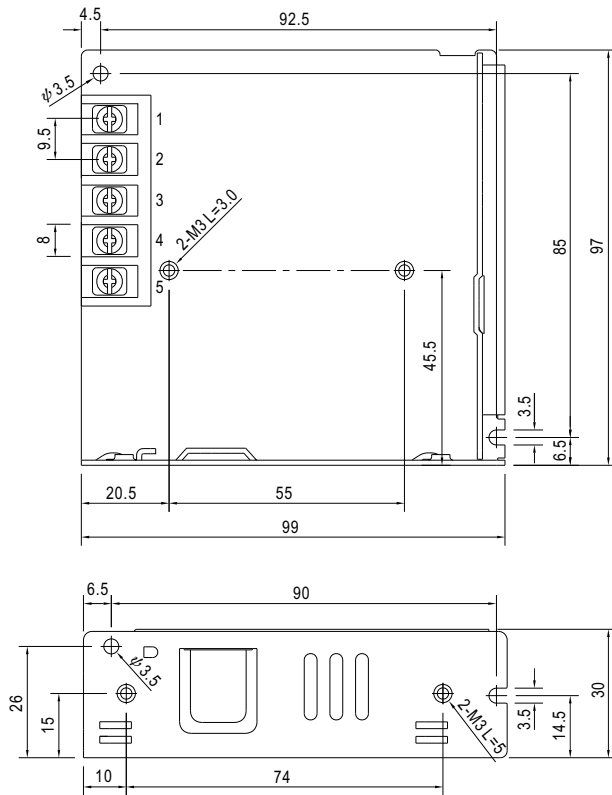
■ **Static Characteristics**





■ Mechanical Specification

Case No.240A Unit:mm



Terminal Pin No. Assignment

| Pin No. | Assignment | Pin No. | Assignment   |
|---------|------------|---------|--------------|
| 1       | AC/L       | 4       | DC OUTPUT -V |
| 2       | AC/N       | 5       | DC OUTPUT +V |
| 3       | FG $\perp$ |         |              |

■ Installation Manual

Please refer to : <http://www.meanwell.com/manual.html>